















Zone 4 comparison (3 communities in NB)

www.nbhc.ca/community-profiles

	Age		Year	Kedgwick	Grand Falls	Edmundston	NB
Community Facts							
Population (2011)*	All		2011	5,673	16,465	26,860	751,171
Pre-school aged children (0 to 4)*	0 to 4 years old	%	2011	4	5	4	5
School aged (5 to 19)*	5 to 19 years old	%	2011	17	16	14	16
Adults (20 to 64)*	20 to 64 years old	%	2011	62	63	63	62
Seniors (65 +)*	65+	%	2011	17	15	18	16
Single parent family*	All	%	2011	19	14	13	16
Seniors living alone*	65+	%	2011	25	25	31	25
 Language most spoken at home - English*	All	%	2011	1	17	4	68
Language most spoken at home - French*	All	%	2011	96	80	92	28
Social and Economic Factors							
 Household income - less than \$20,000	All	%	2011	17	21	18	15
Household income - \$20,000 to \$59,999*	All	%	2011	43	41	42	41
Household income - \$60,000 and more*	All	%	2011	41	38	39	44
 Spending 30% or more of household total income on shelter costs	All	%	2011	19	20	19	19
Food insecurity in homes with or without children present, moderate and severe	All	%	2011	F	21	9	9
Unemployment rate	15+	%	2011	23	12	10	11
 High School Diploma or less	25 to 64 years old	%	2011	54	54	47	43
Trades, College, CEGEP, or other non-university certificate or diploma*	25 to 64 years old	%	2011	32	31	34	35
University degree or certificate or above*	25 to 64 years old	%	2011	14	15	19	22
Getting an education is important to me	Youth (Grade 6 to 12)	%	2009-2010	74	64	66	59
School dropout rate	Youth (Grade 6 to 12)	%	2010-2011	2.0	2.2	1.8	2.0
Students with part-time jobs outside of school*	Youth (Grade 6 to 12)	%	2009-2010	46	29	56	41
Youth who volunteered outside school without being paid, in the last year	Youth (Grade 6 to 12)	%	2009-2010	83	88	74	76
Pro-social behaviour (being helpful, respectful, thoughtful, etc.)	Children (Grade 4 and 5)	%	2010-2011	72	62	76	70
	Youth (Grade 6 to 12)	%	2009-2010	83	83	83	80
Have opportunities to develop skills that will be useful later in life (like job skills and skills to care for others)	Youth (Grade 6 to 12)	%	2009-2010	52	52	54	46

		Age	Year	Kedgwick	Grand Falls	Edmundston	NB	
High levels of oppositional behaviours (being defiant, disrespectful, rude, etc.)	Children (Grade 4 and 5)	%	2010-2011	49	31	26	22	
	Youth (Grade 6 to 12)	%	2009-2010	24	24	28	27	
Has been bullied	Youth (Grade 6 to 12)	%	2009-2010	59	61	50	65	
	Crimes against Property	18+ rate per 10,000	2012	518	n/a	n/a	282	
	Crimes against Persons	18+ rate per 10,000	2012	245	n/a	n/a	164	
	Traffic collisions with injuries or fatalities (motor vehicle and off-road vehicle)	18+ rate per 10,000	2012	32	n/a	n/a	20	
	Sense of community belonging to your community, somewhat strong or very strong	Adults	%	2009-2011	54	69	70	69
		Seniors (65+)	%	2009-2011	F	84	71	79
Know where to go in my community to get help	Youth (Grade 6 to 12)	%	2009-2010	37	33	33	26	
Students perception of healthy living in schools	Enjoy my cultural and family traditions	Youth (Grade 6 to 12)	%	2009-2010	45	43	38	41
	Most of the school staff eat healthy food	Youth (Grade 6 to 12)	%	2009-2010	15	19	20	31
	School provided access to healthy foods and snacks	Youth (Grade 6 to 12)	%	2009-2010	6	26	21	21
Physical Environment								
	Second hand smoke exposure at home	12+	%	2009-2011	13	7	7	7
	Second hand smoke exposure at in vehicles	12+	%	2009-2011	18	16	12	9
Occupied dwellings requiring major repairs	n/a	%	2011	6	9	9	10	
Private residence built before 1960	n/a	%	2011	25	24	32	27	
Health Behaviours								
	5 or more drinks at one time, at least once in the past 12 months	Youth (Grade 9 to 12)	%	2009-2010	68	40	57	51
	5 or more drinks at one time, at least once a month in the past year (heavy drinking)	Adults	%	2009-2011	24	18	23	25
		Seniors (65+)	%	2009-2011	F	8	9	6
	At risk of becoming a future smoker	Youth (Grade 6 to 12)	%	2009-2010	39	29	37	27
	Current smoker, daily or occasional	Youth (Grade 6 to 12)	%	2009-2010	1	10	6	8
		Adults	%	2009-2011	26	35	30	28
		Seniors (65+)	%	2009-2011	F	8	15	11
	Marijuana use within the last 12 months	Youth (Grade 9 to 12)	%	2009-2010	31	27	32	33

		Age	Year	Kedgwick	Grand Falls	Edmundston	NB	
	Eat fruits and vegetables, 5 or more daily	Children (Grade 4 and 5)	%	2010-2011	64	51	63	51
		Youth (Grade 6 to 12)	%	2009-2010	42	38	43	40
		Adults	%	2009-2011	44	42	37	36
		Seniors (65+)	%	2009-2011	F	34	47	37
	Eat breakfast daily	Children (Grade 4 and 5)	%	2010-2011	74	72	81	70
		Youth (Grade 6 to 12)	%	2009-2010	54	43	47	41
	Physically active at least 30 minutes 3 or more times per week	Children (Grade 4 and 5)	%	2010-2011	76	78	81	80
	Physically active at least 90 minutes daily (moderate and hard physical activity)	Youth (Grade 6 to 12)	%	2009-2010	38	32	44	40
	Physically active during free-time, moderately active or active daily	Adults	%	2009-2011	43	44	50	52
		Seniors (65+)	%	2009-2011	F	32	40	36
	Sedentary activity - 2 hours or less a day (screen time)	Children (Grade 4 and 5)	%	2010-2011	36	43	39	39
		Youth (Grade 6 to 12)	%	2009-2010	28	32	31	25
	Sleep 8 hours or more a night	Youth (Grade 6 to 12)	%	2009-2010	20	26	17	29
	Seeing your stress as quite a bit and extreme	Adults	%	2009-2011	29	29	34	22
	Obese	Adults	%	2009-2011	15	30	28	27
		Seniors (65+)	%	2009-2011	F	22	20	20
	Unhealthy weight - overweight or obese	Children (kindergarten to G5)	%	2010-2011	35	42	42	37
		Youth (Grade 6 to 12)	%	2009-2010	18	19	24	23

Health Services – Quality and Access to Services

	Avoidable Hospitalization	All	rate per 10,000 population	2009/10-2011/12	70	63	79	60
	Hospitalization following an injury	0 to 17 years old	rate per 10,000 population	2009/10-2011/12	74	95	92	51
		All	rate per 10,000 population	2009/10-2011/12	91	97	115	70
	Has a personal family doctor	18+	%	2011	93	97	95	93
	Talk to a health professional about things you could do to improve your health or prevent illness like stop smoking, drink less alcohol, etc. (always, usually)	18+	%	2011	35	29	35	32

	Age		Year	Kedgwick	Grand Falls	Edmundston	NB
Health Outcomes							
Moderate to high level of mental fitness (having a positive sense of how they feel, think and act)	Children (Grade 4 and 5)	%	2010-2011	85	80	87	80
	Youth (Grade 6 to 12)	%	2009-2010	86	84	79	77
See their mental health as being very good or excellent	18 to 64 years old	%	2009-2011	71	63	71	71
	Seniors (65+)	%	2009-2011	F	69	56	59
See their health as being very good or excellent	18 to 64 years old	%	2011	55	52	48	57
	Seniors (65+)	%	2011	45	34	36	38

Chronic Health Conditions:

Emphysema or COPD	18+	%	2011	5	5	3	3
Diabetes	18+	%	2011	7	9	9	9
Asthma	18+	%	2011	10	8	7	10
High blood pressure or hypertension	18+	%	2011	21	28	25	26
Arthritis	18+	%	2011	12	16	17	18
Cancer	18+	%	2011	4	5	6	7
Chronic Pain	18+	%	2011	13	16	18	15
Depression	18+	%	2011	9	13	11	13
Gastric reflux (GERD)	18+	%	2011	14	16	15	16
Heart Disease	18+	%	2011	6	11	12	8
Mood disorder other than depression	18+	%	2011	5	F	3	3
Stroke	18+	%	2011	F	F	3	2

Median Age of Death :

Male	All	Age	2007-2009	76	73	76	76
Female	All	Age	2007-2009	82	80	82	83
Both	All	Age	2007-2009	79	77	80	80

Complete profile and technical information: www.nbhc.ca/community-profiles